

# Trash Enclosures

## SCLH ARC Application and Checklist 28

### Trash Enclosures

### Checklist 28

Owners of open space or golf course properties may construct a special enclosure to store trash and yard waste containers out-of-sight of neighboring properties. Owners may choose to construct a joint or single property enclosure using any of the approved options shown on page 3 of this checklist.

This Checklist is for GUIDANCE ONLY, please refer to the CC&Rs and the Design Guidelines for all other specific requirements relating to your project.

Owner's Name(s): \_\_\_\_\_ # Years Resident: \_\_\_\_\_

Property Address: \_\_\_\_\_

Phone: \_\_\_\_\_ Alternate Phone: \_\_\_\_\_ Email: \_\_\_\_\_

Property Type:  Golf Course Lot  Open Space Lot  Interior Lot  Corner Lot

**PLEASE READ BEFORE SIGNING:** The undersigned acknowledges that if any work performed does not conform to the CC&Rs or the Design Guidelines, they will be liable for all costs to bring the work into compliance. When the work is completed, a "Notice of Completion" form, with photographs of the completed project will be submitted to the ARC.

PROPERTY OWNER SIGNATURE \_\_\_\_\_

DATE \_\_\_\_\_

**This checklist must be completed and signed by the Owner, submitted with (2) copies of all documents, including Plot Plan showing the area of work and current color photo of the home's front elevation and areas of work**

#### FOR USE BY ARCHITECTURAL REVIEW COMMITTEE (ARC) ONLY

**APPROVED:** as noted in comments below and/or on the accompanying drawings and documents.

**INCOMPLETE:** is lacking details or important information and reapplication is required before starting any work.

**DISAPPROVED:** does not conform to the CC&Rs or Design Guidelines and NO WORK MAY BEGIN.\*

ARC Comments: \_\_\_\_\_

\_\_\_\_\_ Date Reviewed: \_\_\_\_\_

ARC Signature: \_\_\_\_\_ ARC Signature: \_\_\_\_\_

**ARC approval of proposed changes is valid for one (1) year as stated in the SCLHCA CC&Rs Section 5.05.**

\*Note: Reasons for denial must be specifically stated. If a proposed change is disapproved, the applicant is entitled to reconsideration by the association's board of directors at an open meeting of the board as stated in Civil Code §1378.

# Trash Enclosures

## OWNER CHECKBOXES (Must be filled in or noted N/A)

---

**Brief Project Description** \_\_\_\_\_  
\_\_\_\_\_  
\_\_\_\_\_

### Required Documents

- Drawing showing the location, and the size of the trash enclosure.
- The enclosure will be constructed, as shown on page 3 of this checklist using one of the options below:
  - Option 1: Wood panels with wood lattice.
  - Option 2: All wood or vinyl panels.
  - Option 3: All stucco.
  - Option 4: All lattice.
- The single enclosure as shown in Figure 26.1 will have a minimum setback of one inch (1") from the property line.
- The shared enclosure as shown in Figure 26.2 will be constructed on the property line. The owner of the adjoining property will need to sign the "Shared Trash Enclosure Agreement"
- Either single or shared enclosure will be constructed on a solid, level surface and can be any of the options listed on page 1.
- The dimensions for the enclosure is eight feet (8') in length, four feet (4') in width and four feet (4') in height. (8'x4'x4')
- The single enclosure will be painted the same as the home's main body color or the Sherwin Williams wood fence color.
- Shared enclosures will be painted the Applicant's home body color.
- Owner understands the enclosure location, but not dimensions, may be field adjusted a maximum of two feet (2') without re-application. Any greater adjustment requires ARC approval.
  
- All ARC approved applications are valid for one year beginning from the date of approval. The timeline for completion of work is within 90 calendar days from the start of work and must be completed before the one-year approved application period expires.

Planned Completion Date: \_\_\_\_\_

# Trash Enclosures

Fig. 26.1 Single Enclosure Plan View

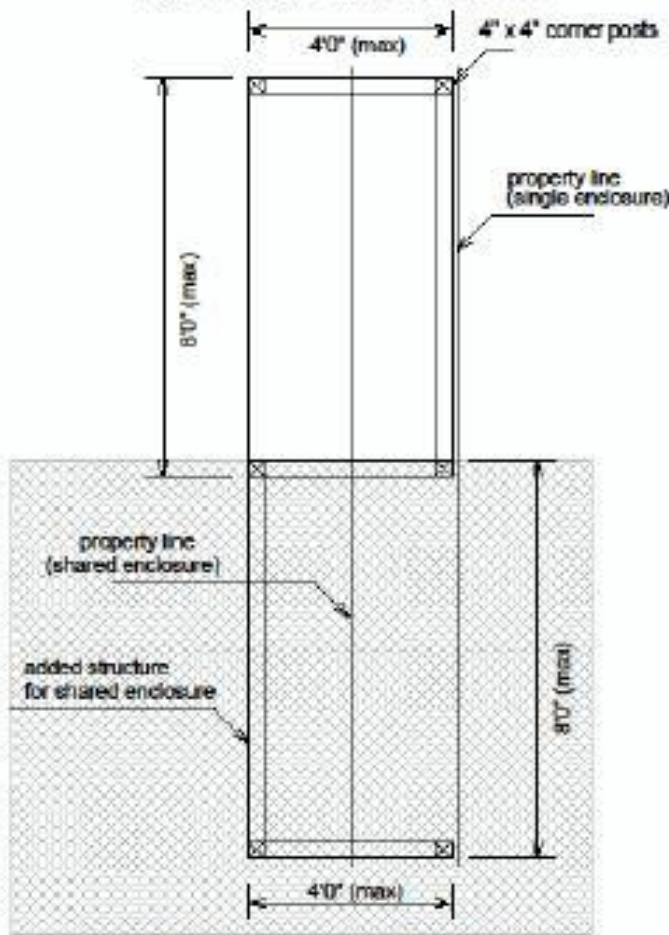


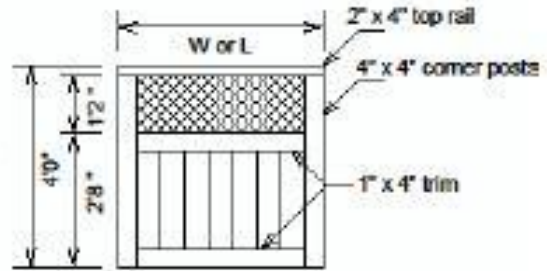
Fig. 26.2 Shared Enclosure Plan View

(For Shared Enclosure add the structure in the shaded area and center on the property line)

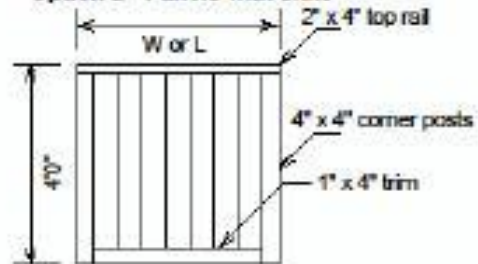
Recommended Lattice Configuration  
1 5/8" wide lattice with 2" openings



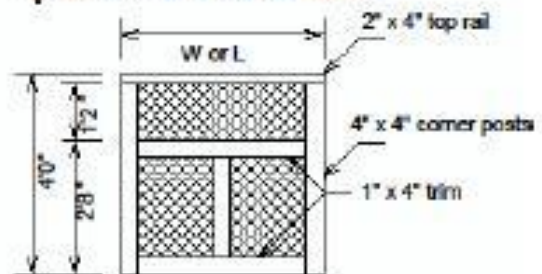
Option 1 - Panels with Slatted lower section & Lattice upper section



Option 2 - Panels with slats



Option 4 - Panels with all Lattice



### Trash Enclosure Dimensions

Enclosure Side Length (L) - 80' (max)  
Enclosure End Width (W) - 40' (max)

### Recommended "Good Neighbor" Slat Configurations

— in line  
— staggered

# Trash Enclosures

## Sun City Lincoln Hills ARC Application Checklist

### Shared Trash Enclosure Agreement

Owners of lots adjacent to the golf course or open space may construct a special enclosure to store trash and yard waste containers out-of-sight of neighbors properties. Owners may choose to construct a joint or single property enclosure using any of the approved options shown on page 2 of this checklist. This joint "Shared Trash Enclosure Agreement" with the owner of the adjacent lot must be included for a joint enclosure.

1 I/we \_\_\_\_\_ Owners of Lot #: \_\_\_\_\_ Village #: \_\_\_\_\_  
*Applicant Print Name above*

Property address: \_\_\_\_\_

and

2 I/we \_\_\_\_\_ Owners of Lot #: \_\_\_\_\_ Village #: \_\_\_\_\_  
*Applicant Print Name above*

Property address: \_\_\_\_\_

As owner of the above Lots we have applied for a joint trash enclosure to be located on the property line of the above described Lots as indicated on the Application Plot or Landscape Plan, which includes dimensions, material and color.

The ARC will consider approval of the joint trash enclosure at the location based on the following terms and conditions.

#### AGREEMENT

We agree that the joint trash enclosure will be constructed on the common Lot line and is a common structure and that in the event that it destroyed or damaged, including deterioration from ordinary wear and tear, the responsibility for maintenance shall be as stated in Section 7.06 of the Association's CC&R's

1 \_\_\_\_\_  
*Owner's signature - Applicant*                      *Lot # / Village #*                      *Date*

2 \_\_\_\_\_  
*Owner's signature - Adjacent Lot*                      *Lot # / Village #*                      *Date*